

**50Hz**



# **GENERAL CATALOGUE**

**Edition 2022**

[www.pentax-pumps.it](http://www.pentax-pumps.it)


# Where there's water there's Pentax



Viale dell'Industria, 1  
37040 Veronella (VR) - Italia  
Tel. +39 0442 489500  
Fax +39 0442 489510  
com@pentax-pumps.it  
[www.pentax-pumps.it](http://www.pentax-pumps.it)

**PENTAX s.p.a.**





Single impeller centrifugal pumps, from medium to high flow rate with 2", 3" and 4" delivery openings, mainly used in agriculture and applications requiring high level flow rate.

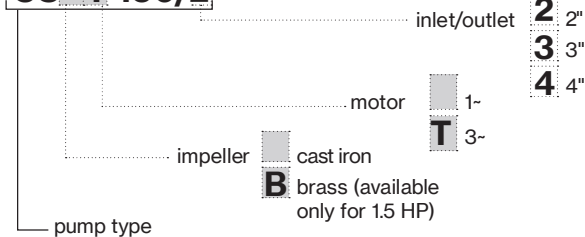
### Construction features

<b>Pump body</b>	cast iron
<b>Motor bracket</b>	cast iron
<b>Impeller</b>	cast iron or brass (CSB)
<b>Mechanical seal</b>	ceramic-graphite
<b>Motor shaft</b>	stainless steel AISI 303 stainless steel AISI 416 (CS 75÷120)
<b>Liquid temperature</b>	0 - 90 °C
<b>Operating pressure</b>	max 6 bar

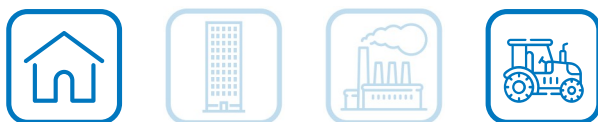
### Motor

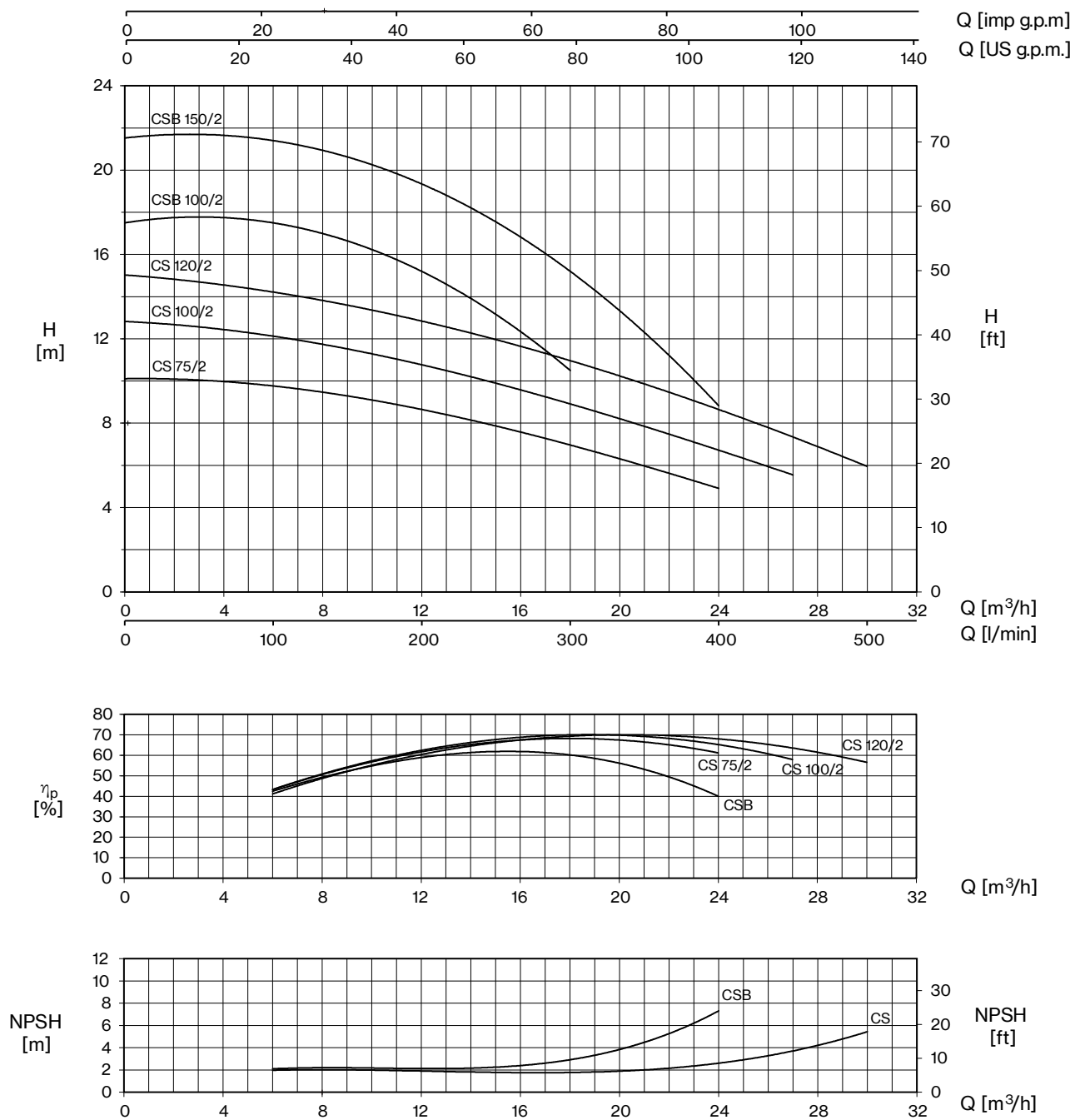
	3- 230/400V-50Hz
<b>2 Poles induction motor</b>	1- 230V-50Hz (with thermal protection up to MEC 80)
<b>Insulation class</b>	F
<b>Protection degree</b>	IPX4

### CS T 150/2



TYPE	LOTS			
	TRUCK		CONTAINER	
	PALLET (cm)	N° pumps	PALLET (cm)	N° pumps
CS 75/2-120/2	90×110×145	65	90×110×195	91
CS 150/2-200/2	85×110×140	40	85×110×205	60
CS 200/3-300/3	85×110×150	30	85×110×180	60
CS 400/4-550/4	80×120×150	30	80×120×180	60

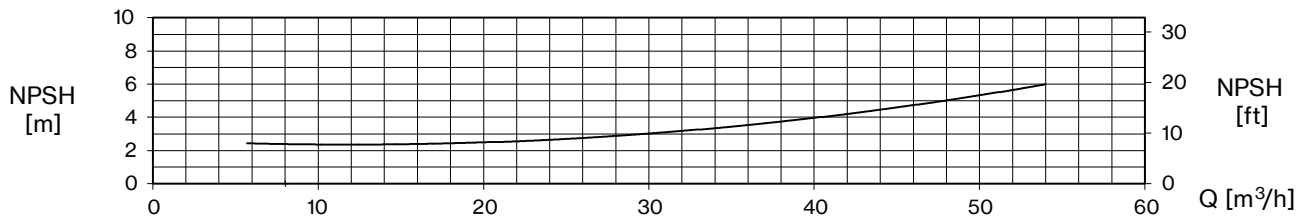
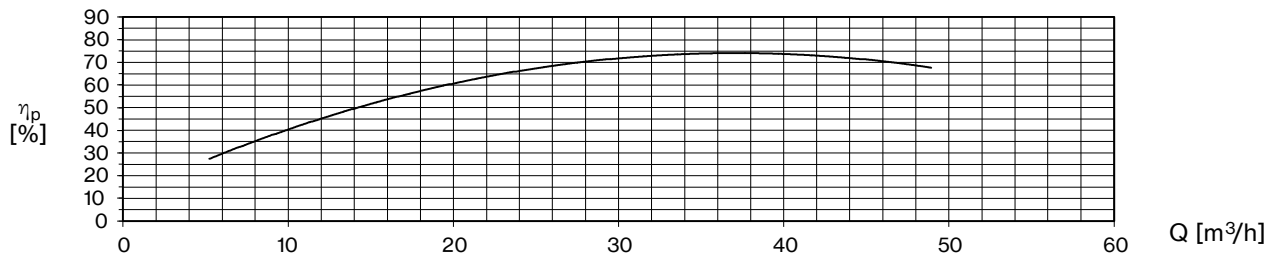
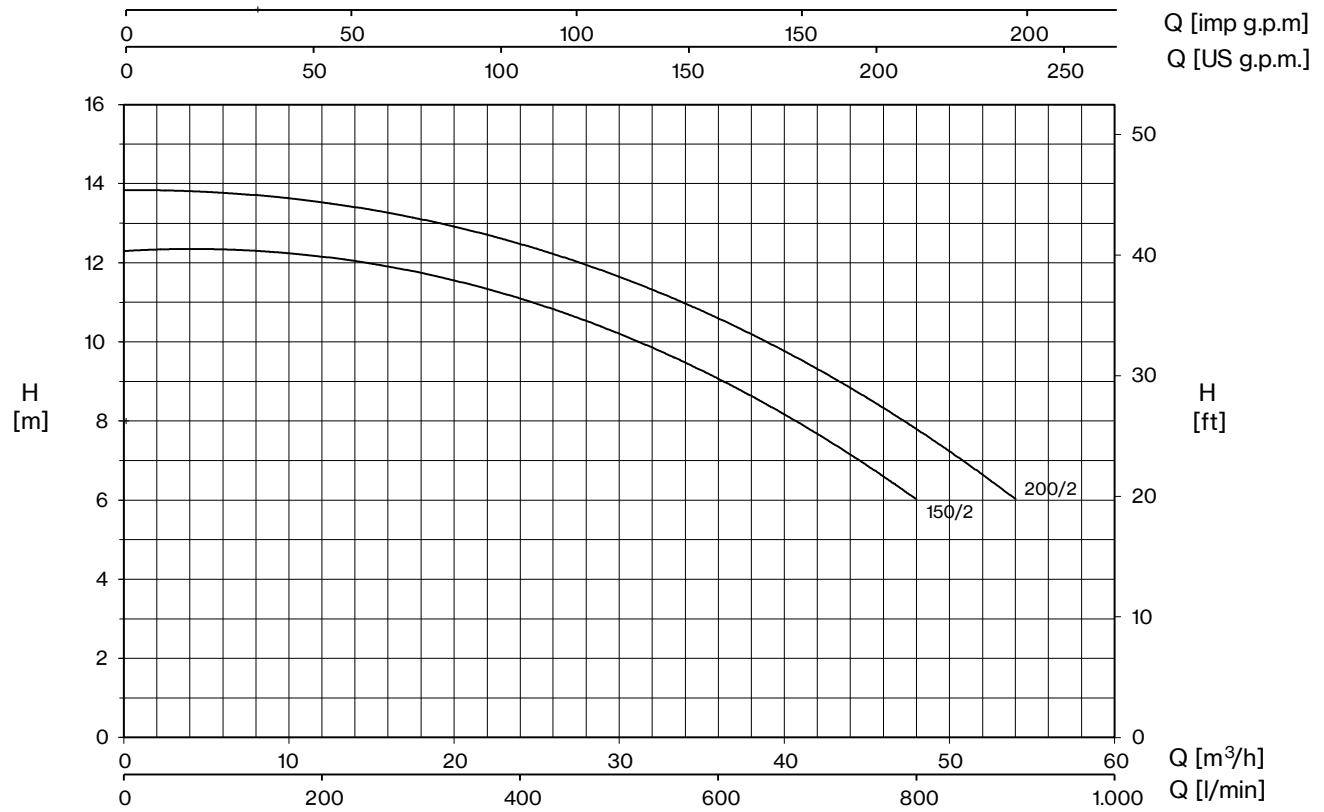




TYPE		P2		P1 (kW)		AMPERE		Q (m³/h - l/min)						
1~	3~					1~	3~	0	6	12	18	24	27	
		HP	kW	1~	3~	1x230 V 50 Hz	3x400 V 50 Hz	0	100	200	300	400	450	500
								H (m)						
CS 75/2	CST 75/2	0,8	0,59	0,8	0,7	3,5	1,3	10,1	9,8	8,6	7,0	4,9		
CS 100/2	CST 100/2	1	0,74	1,0	0,85	4,5	1,6	12,8	12,2	10,7	8,9	6,8	5,5	
CS 120/2	CST 120/2	1,2	0,9	1,2	1,1	5,4	2	15,0	14,3	12,8	10,9	8,7	7,4	5,
CSB 100/2	-	1	0,74	1,23		6,0		17,5	17,5	15,2	10,5			
CSB 150/2	CSBT 150/2	1,5	1,1	1,78	1,65	8,5	3	21,5	21,5	19,2	15,3	8,8		

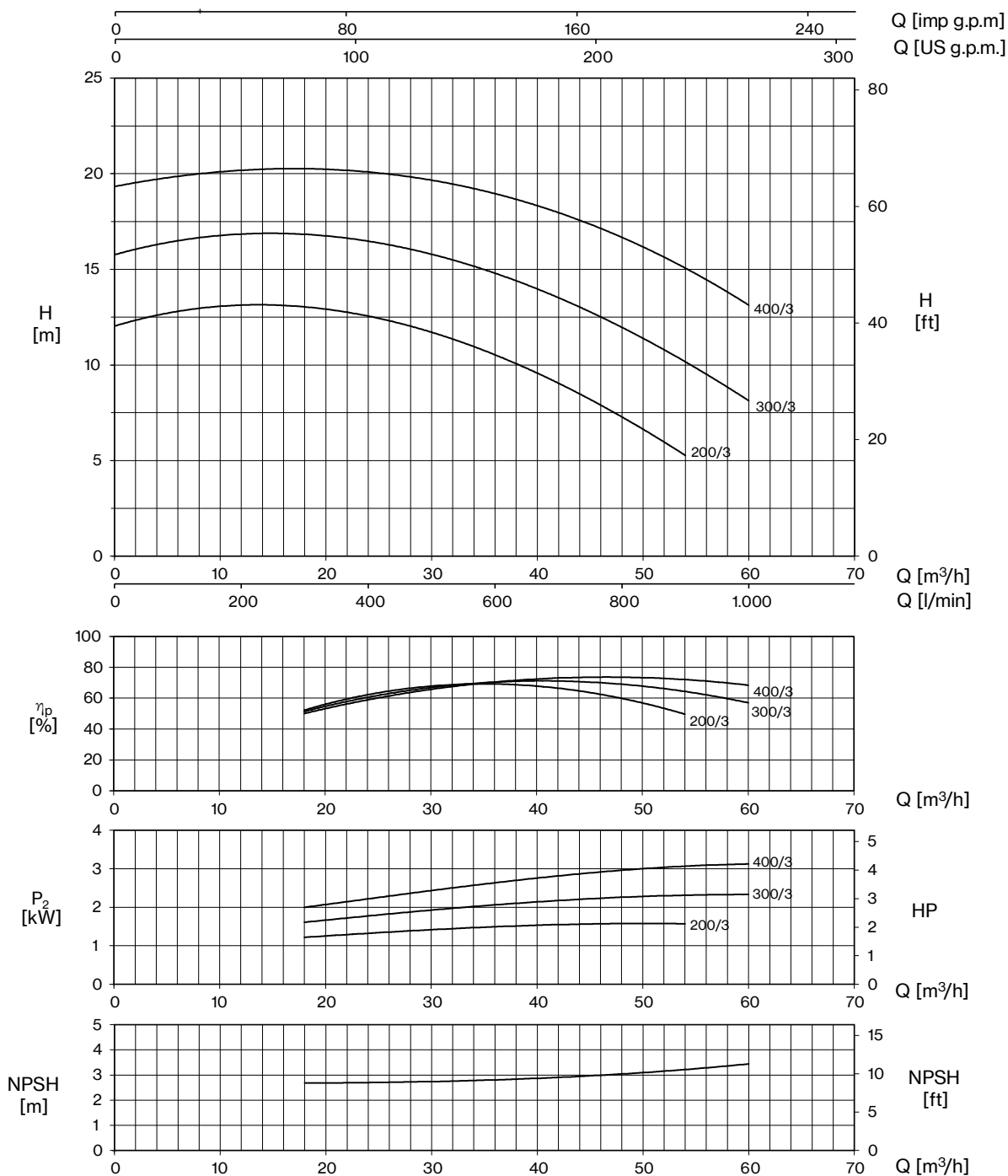


# CS



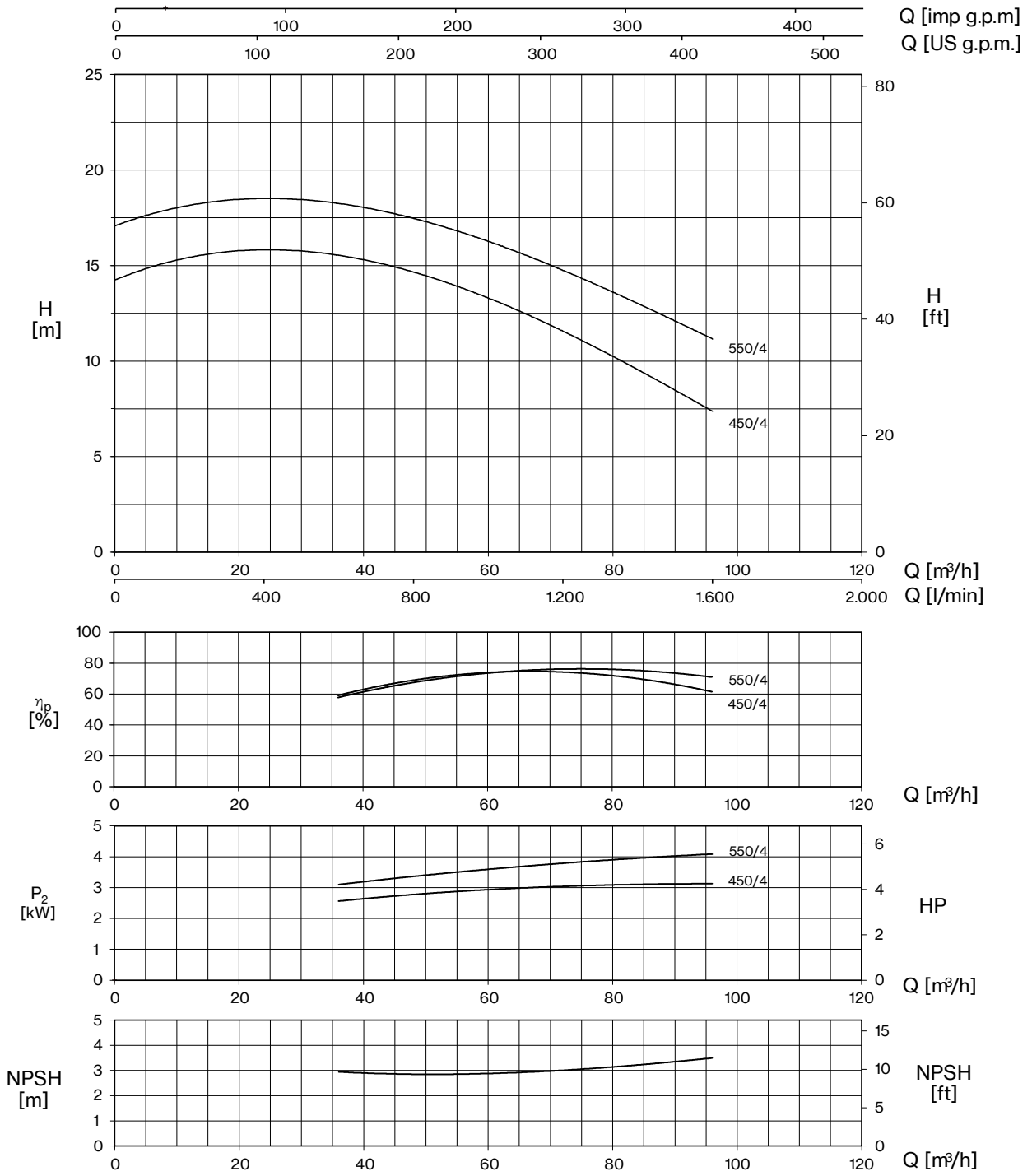
TYPE		P2		P1 (kW)		AMPERE		Q ( $m^3/h$ - l/min)									
1~	3~	HP	kW	1~	3~	1~ 1x230 V 50 Hz	3~ 3x400 V 50 Hz	0	6	12	18	24	30	36	42	48	54
								0	100	200	300	400	500	600	700	800	900
								H (m)									
CS 150/2	CST 150/2	1,5	1,1	1,85	1,8	8,8	3,3	12,3	12,3	12,2	11,8	11,0	10,2	9,1	7,7	6	
CS 200/2	CST 200/2	2	1,5	2,1	2,1	10	3,9	13,8	13,8	13,6	13,1	12,4	11,6	10,6	9,4	7,8	6





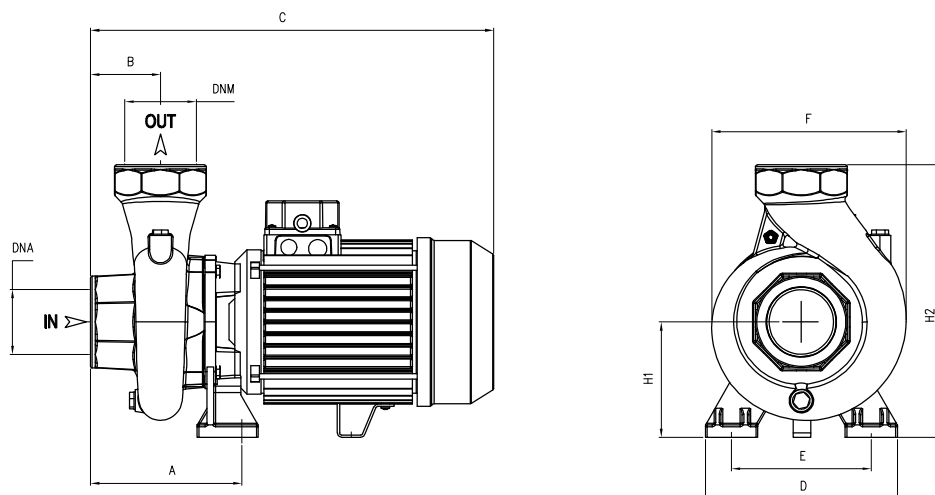
TYPE		P2		P1 (kW)		AMPERE		Q (m³/h - l/min)								
1-	3-	HP	kW	1-	3-	1x230 V 50 Hz	3x400 V 50 Hz	0	18	24	30	36	42	48	54	60
								0	300	400	500	600	700	800	900	1000
								H (m)								
CS 200/3	CST 200/3	2	1,5	1,9	1,9	8,9	3,5	12,0	13,0	12,6	11,8	10,6	9,0	7,2	5	
CS 300/3	CST 300/3	3	2,2	2,7	2,7	12,4	5,0	15,8	16,8	16,5	15,7	14,7	13,6	12,0	10,1	8,2
-	CST 400/3	4	3		3,6		6,6	19,3	20,3	20,1	19,6	18,9	18,0	16,8	15,0	13,







TYPE		P2		P1 (kW)		AMPERE		Q (m³/h - l/min)						
1~	3~	HP	kW	1~	3~	1~	3~	0	36	48	60	72	84	96
								0	600	800	1000	1200	1400	16
						1x230 V 50 Hz	3x400 V 50 Hz	H (m)						
CS 450/4	CST 450/4	4	3	3,6	3,6	16,1	6,5	14,2	15,5	14,7	13,4	11,5	9,6	7,
-	CST 550/4	5,5	4		4,7		8,5	17,1	18,3	17,4	16,3	14,7	13,1	11,1





TYPE	DIMENSIONS (mm)														
	A	B	C	D	E	F	H1	H2	DNA	DNM	I	L	M	Kg	T
<b>CS 75/2</b>	127	45	315	155	115	178	97	247	2" G	2" G	340	195	280	14,5	T 14
<b>CS 100/2</b>	127	45	315	155	115	178	97	247	2" G	2" G	340	195	280	16	T 25
<b>CS 120/2</b>	127	45	315	155	115	178	97	247	2" G	2" G	340	195	280	16,5	T 16
<b>CSB 100/2</b>	130	70	365	180	130	195	90	240	2" G	2" G	390	230	325	19	
<b>CSB 150/2</b>	130	70	365	180	130	195	90	240	2" G	2" G	390	230	325	20	T 19
<b>CS 150/2</b>	150	53	370	180	140	218	115	285	2" G	2" G	390	230	325	24,5	T 23,5
<b>CS 200/2</b>	150	53	370	180	140	218	115	285	2" G	2" G	390	230	325	25	T 24,5
<b>CS 200/3</b>	176,5	80	485	200	140	225	112	292	3" G	3" G	520	235	320	29	T 28
<b>CS 300/3</b>	176,5	80	485	200	140	225	112	292	3" G	3" G	520	235	320	32,5	T 30
<b>CST 400/3</b>	176,5	80	485	200	140	225	112	292	3" G	3" G	520	235	320	32,5	
<b>CS 450/4</b>	165	85	515	220	160	250	130	330	4" G	4" G	546	265	355	46	T 42
<b>CST 550/4</b>	165	85	515	220	160	250	130	330	4" G	4" G	546	265	355	46	