

50Hz



GENERAL CATALOGUE

Edition 2022

www.pentax-pumps.it

Where there's water there's Pentax



Viale dell'Industria, 1
37040 Veronella (VR) - Italia
Tel. +39 0442 489500
Fax +39 0442 489510
com@pentax-pumps.it
www.pentax-pumps.it

PENTAX s.p.a.





Monobloc horizontal centrifugal pumps, constructed in compliance with EN 733 standards; widely used in water supplies, pressurisation and fire-fighting systems, cooling, heating, irrigation, industrial and agricultural applications; standard supply with counter-flange.

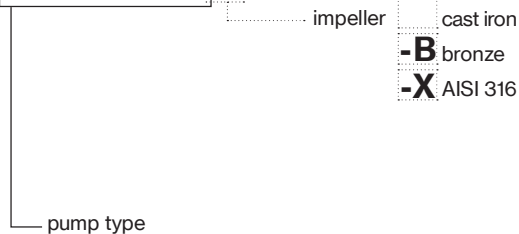
Construction features

Pump body	cast iron
Motor bracket	cast iron
Impeller	cast iron, bronze or stainless steel
Mechanical seal	ceramic-graphite
Pump shaft end	stainless steel AISI 304
Liquid temperature	-10 ÷ +90 °C
Operating pressure	max 10 bar

Motor

2 Poles induction motor	3- 230/400V-50Hz P ≤ 4kW 3- 400/690V-50Hz P > 4kW
	1- 230V-50Hz
Insulation class	F
Protection degree	IPX5

CM 50-160A-B



TYPE	LOTS			
	TRUCK		CONTAINER	
	PALLET (cm)	N° pumps	PALLET (cm)	N° pumps
32-160	80×120×155	24	80×120×190	30
32-200 C	80×120×155	24	80×120×180	24
32-200 A/B	100×120×140	18	100×120×185	24
32-250 A	85×110×120	6	85×110×170	9
32-250 B/C	80×120×120	6	80×120×170	9
40-125	80×120×155	24	80×120×190	30
40-160	80×120×155	24	80×120×190	30
40-200	100×120×140	18	100×120×185	24
40-250 A	85×110×120	6	85×110×170	9
40-250 B/C	80×120×120	6	80×120×170	9
50-125	80×120×120	24	80×120×180	24
50-160	100×120×140	18	100×120×185	24
50-200 A	85×110×120	6	85×110×170	9
50-200 B/C	80×120×120	6	80×120×170	9
50-250	80×120×120	6	80×120×170	9
65-125	100×120×140	18	100×120×185	24
65-160	85×110×120	6	85×110×170	9
65-200	85×110×120	6	85×110×170	9
65-250	85×110×130	4	85×110×190	6
80-160	85×110×120	6	85×110×170	9
80-200	85×110×130	4	85×110×190	6

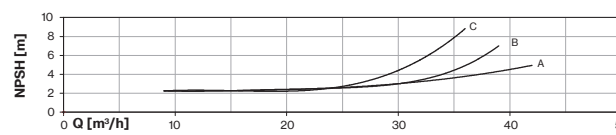
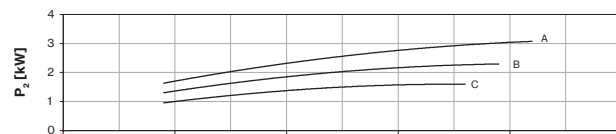

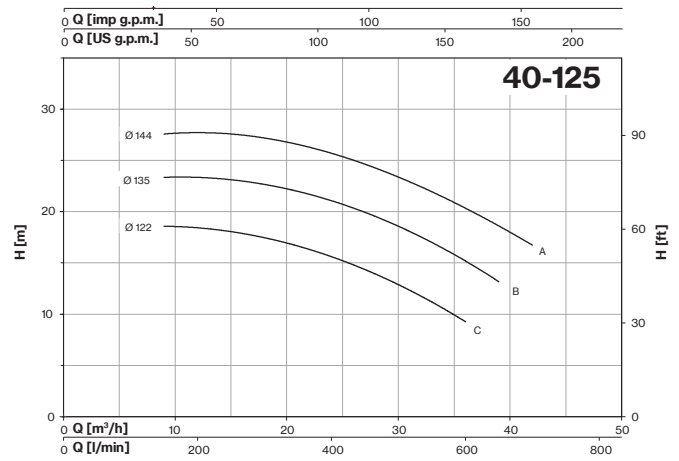
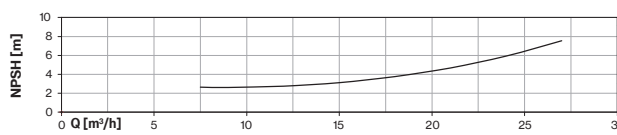
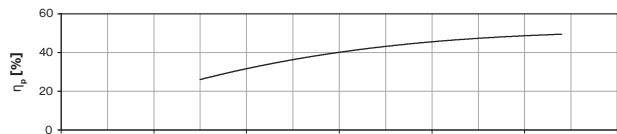
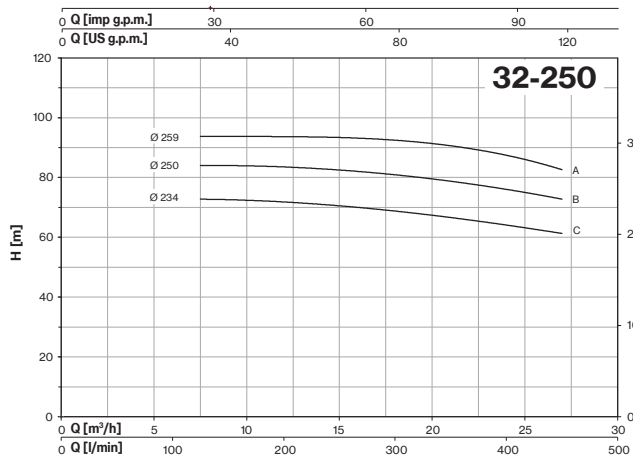
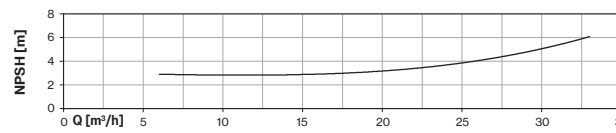
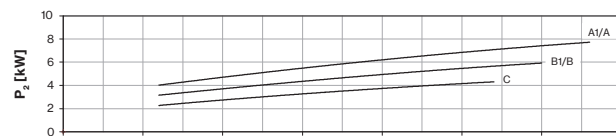
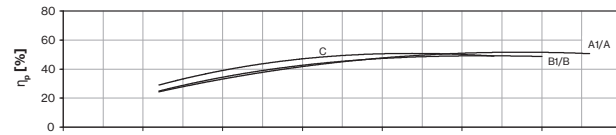
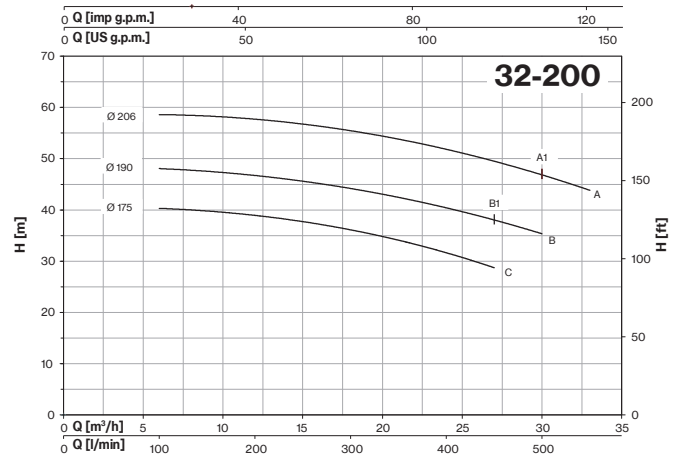
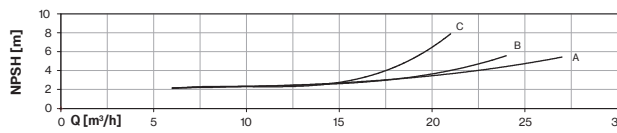
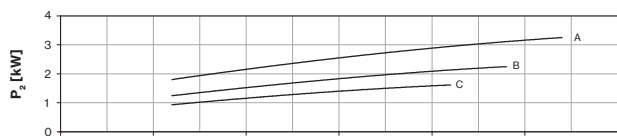
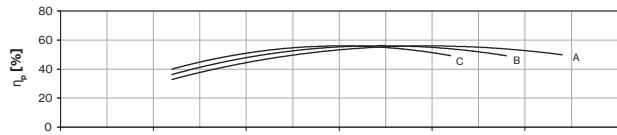
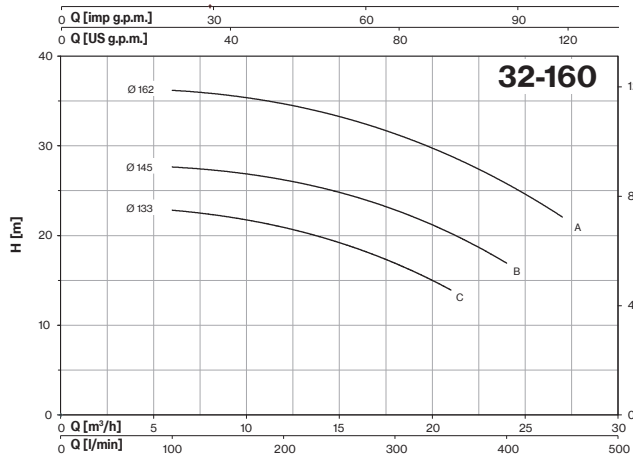
TYPE	P ₂ nom.		3~		Q (m ³ /h - l/min)																				
					0	30	33	36	39	42	45	48	54	60	66	72	78	84	96	108	120	132	138	144	150
	HP	kW	P ₁ max kW	A 3x400V 50Hz	0	500	550	600	650	700	750	800	900	1000	1100	1200	1300	1400	1600	1800	2000	2200	2300	2400	2500
					H (m)																				
65-125B1	7,5	5,5	6,4	11,3	19,7	20,6	20,5	20,4	20,4	20,3	20,2	20,2	20,0	19,7	19,3	18,8	18,2	17,5	16,3	15,0					
65-125B	7,5	5,5	6,6	11,0	19,7	20,6	20,5	20,4	20,4	20,3	20,2	20,2	20,0	19,7	19,3	18,8	18,2	17,5	16,3	15,0	13,1				
65-125A1	10	7,5	8,6	15,1	24,6	25,2	25,2	25,1	25,1	25,0	24,8	24,9	24,7	24,5	24,2	23,9	23,5	23,0	22,0	20,6	18,8				
65-125A	10	7,5	8,8	14,4	24,6	25,2	25,2	25,1	25,1	25,0	24,9	24,9	24,7	24,5	24,2	23,9	23,5	23,0	22,0	20,6	18,8	16,8			
65-160C	12,5	9,2	10,1	16,8	28,9					30,6	30,5	30,3	30,0	29,6	29,1	28,5	27,9	27,2	25,3	22,9	20,2	17,5	16,0	13,9	
65-160B	15	11	12,7	20,6	33,2					35,1	35,0	34,9	34,6	34,3	33,8	33,3	32,8	32,1	30,4	28,2	25,5	22,5	21,4	20,4	
65-160A	20	15	17,1	28,5	40,1					42,5	42,5	42,5	42,3	42,1	41,8	41,4	41,0	40,4	38,9	37,1	35,3	32,8	31,7	30,9	
65-200C	20	15	17,0	28,3	44,4								46,1	45,4	44,7	44,0	43,2	42,4	40,3	37,5	33,7	28,9	26,8		
65-200B	25	18,5	21,2	34,8	51,7								53,9	53,4	52,7	52,0	51,3	50,4	48,6	45,9	43,0	39,4	37,1	34,6	
65-200A	30	22,5	25,4	41,7	60,3								61,8	61,4	61,0	60,4	59,8	59,1	57,1	54,6	51,6	48,3	46,5	44,4	
65-250B	40	30	30,8	55,3	80,6								80,6	79,5	78,4	77,1	75,7	74,1	70,4	66,1	61,0	54,7	51,0	47,3	
65-250A	50	37	37,0	69,2	91,6								91,6	90,8	89,8	88,6	87,4	85,9	82,5	77,8	72,8	67,4	64,3	60,8	

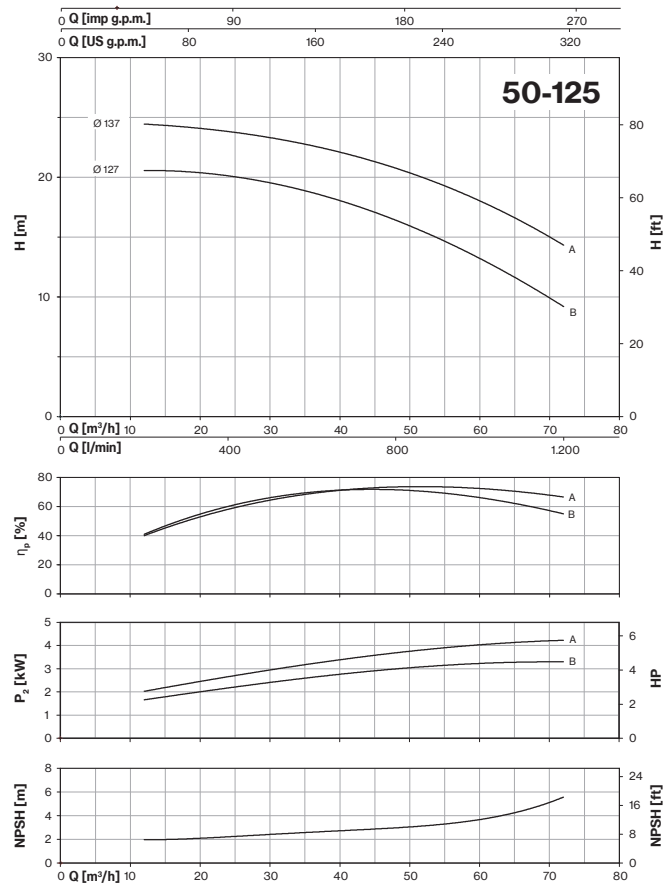
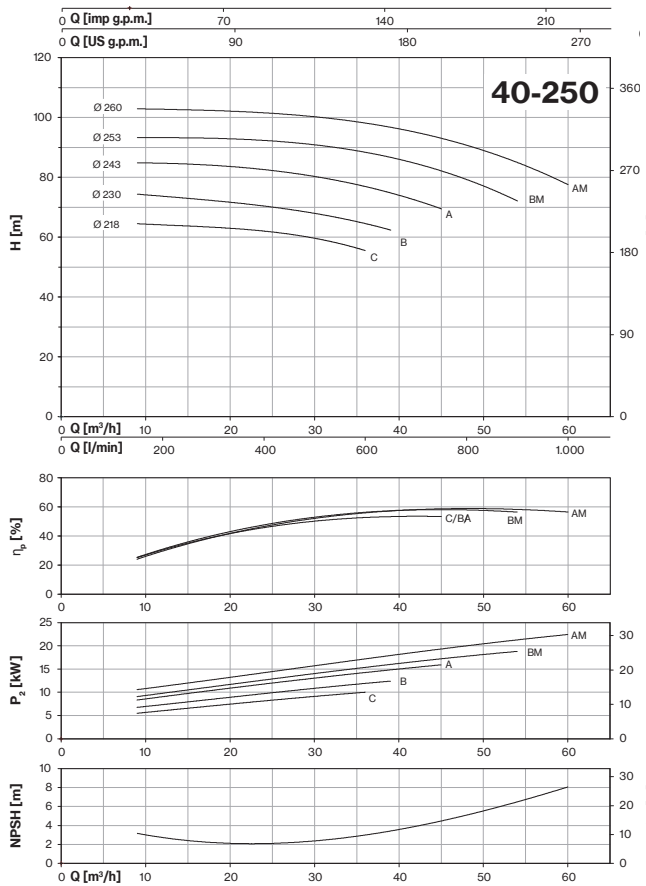
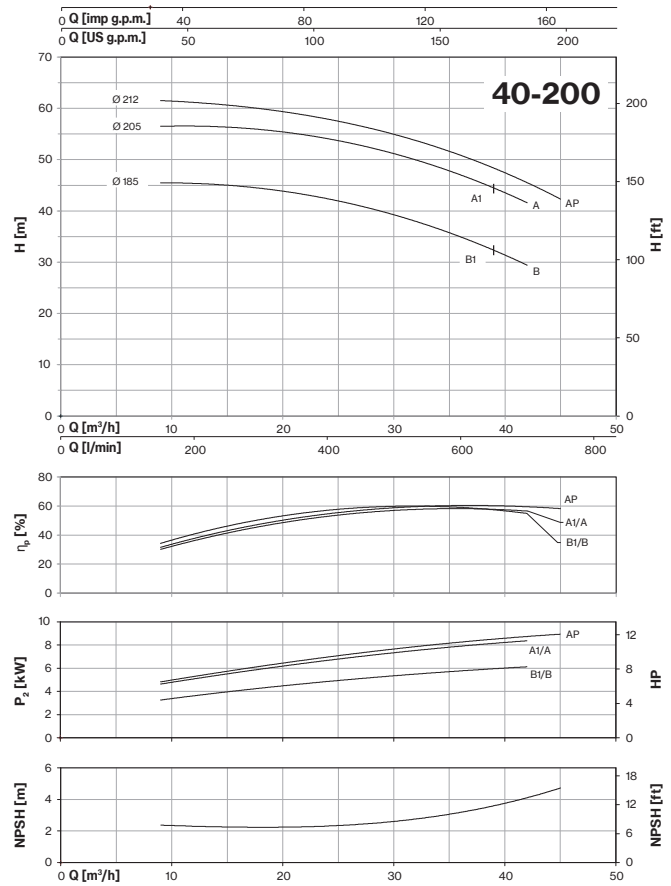
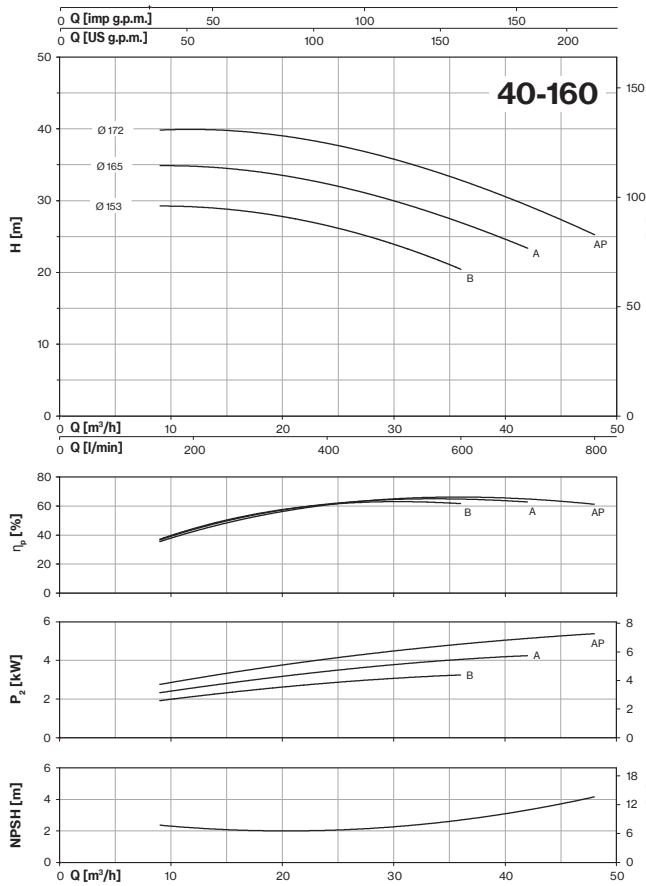
TYPE	P ₂ nom.		3~		Q (m ³ /h - l/min)																			
					0	66	72	78	84	96	108	120	132	138	144	156	168	180	195	210	225	2		
	HP	kW	P ₁ max kW	A 3x400V 50Hz	0	1100	1200	1300	1400	1600	1800	2000	2200	2300	2400	2600	2800	3000	3250	3500	3750	400		
					H (m)																			
80-160E	12,5	9,2	9,8	16,3	21,5	22,9	22,5	22,1	21,6	20,8	19,9	18,9	17,7	17,2	16,6	15,3	13,7							
80-160D	15	11	12,2	20,0	25,4	27,3	27,0	26,6	26,3	25,4	24,5	23,5	22,4	21,8	21,2	19,9	18,3	16,4						
80-160C	20	15	14,5	24,5	29,0	30,9	30,7	30,4	30,1	29,4	28,5	27,4	26,3	25,8	25,3	24,1	22,5	20,7	18,4					
80-160B	25	18,5	18,1	30,3	33,6	35,9	35,7	35,4	35,2	34,5	33,7	32,9	32,0	31,6	31,1	30,0	28,6	27,0	24,5	22,0				
80-160A	30	22,5	22,0	37,0	38,0	40,5	40,4	40,2	40,1	39,6	39,1	38,4	37,5	37,1	36,6	35,4	34,1	32,6	30,4	28,3	23,9			
80-200B	40	30	32,0	57,2	50,4				54,5	53,9	53,2	52,3	51,3	50,7	50,2	48,9	47,4	45,8	43,4	40,9	38,5			
80-200A	50	37	38,6	71,6	57,3				61,7	61,3	60,6	59,4	58,2	57,8	57,5	56,8	55,4	53,7	51,5	49,1	46,6	43,9		

TYPE	P ₂ nom.		3~		Q (m ³ /h - l/min)																			
					0	96	108	120	132	138	144	156	168	180	195	210	225	240	270	300	330			
	HP	kW	P ₁ max kW	A 3x400V 50Hz	0	1600	1800	2000	2200	2300	2400	2600	2800	3000	3250	3500	3750	4000	4500	5000	5500			
					H (m)																			
100-160B	40	30	31,9	57,1	41,7	40,7	40,8	40,7	40,4	40,3	40,1	39,6	39,1	38,5	37,8	37,0	36,1	35,0	32,3	29,2	25,7			
100-160A	50	37	37,5	70,2	46,0	45,1	45,2	45,1	44,9	44,8	44,7	44,3	43,9	43,3	42,7	42,0	41,1	40,2	37,9	35,0	31,9			

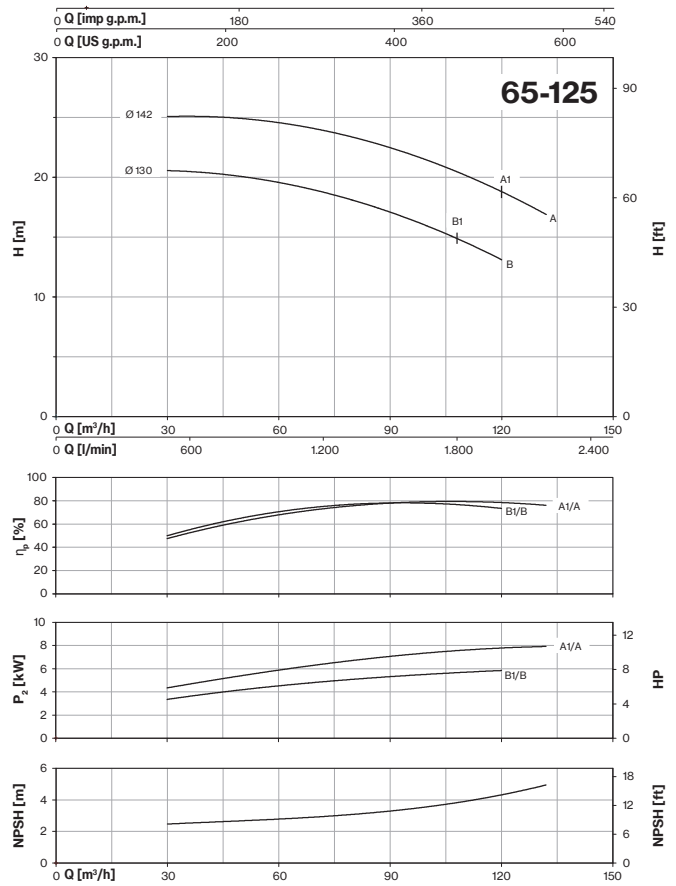
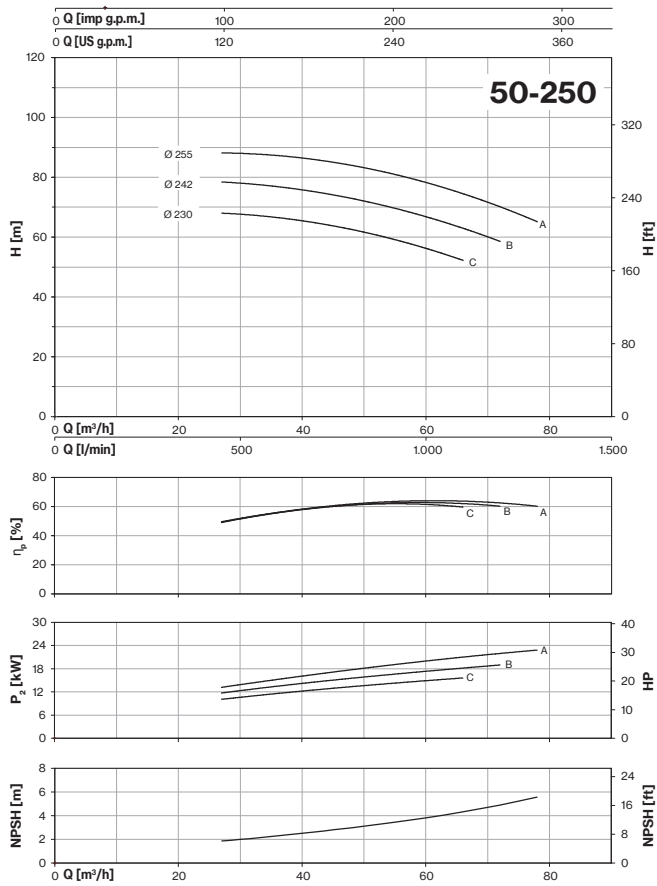
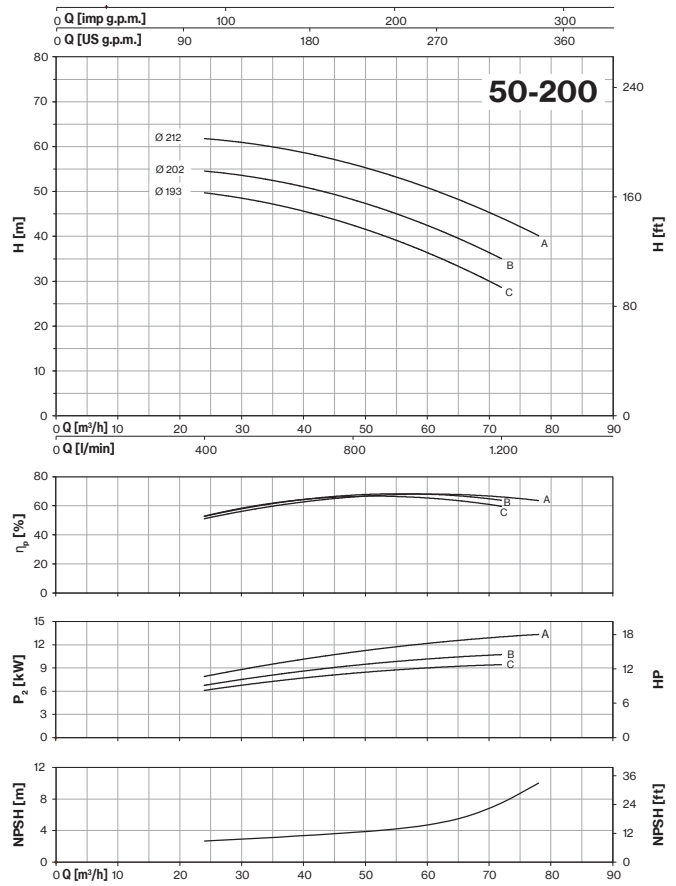
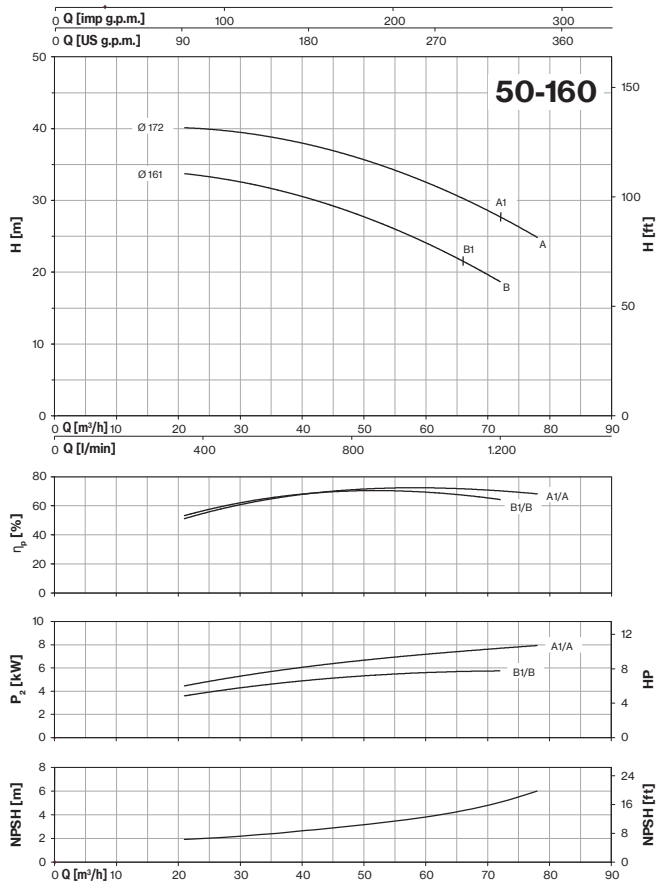


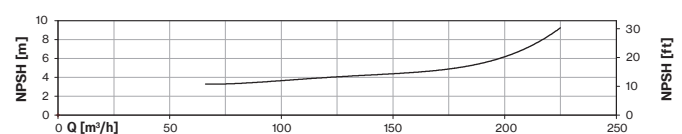
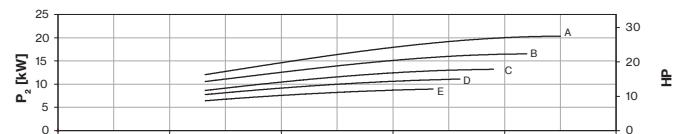

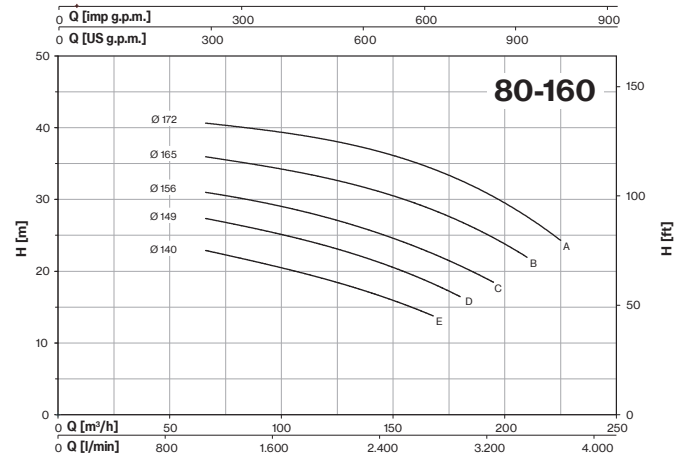
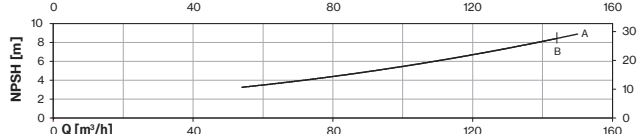
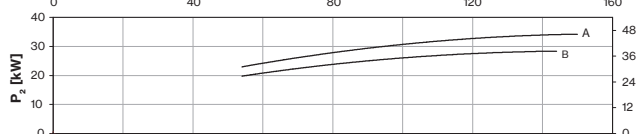
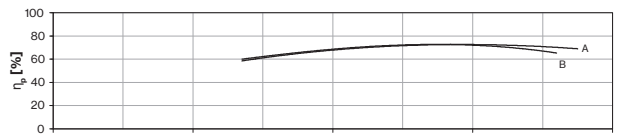
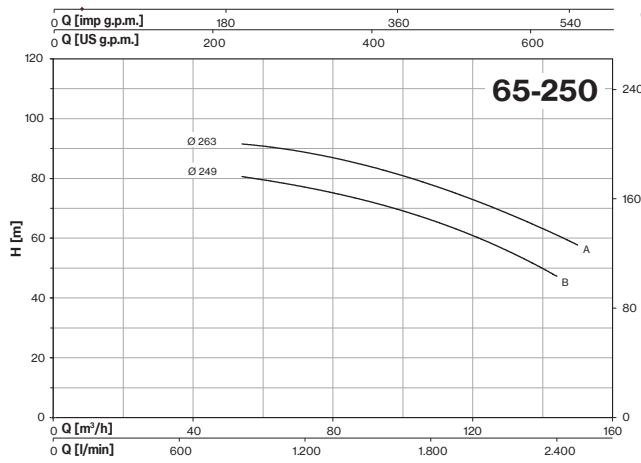
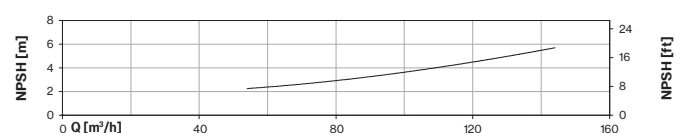
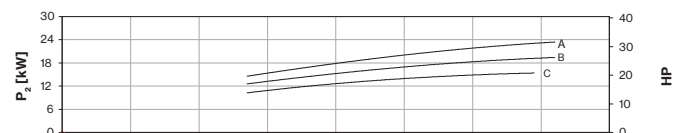

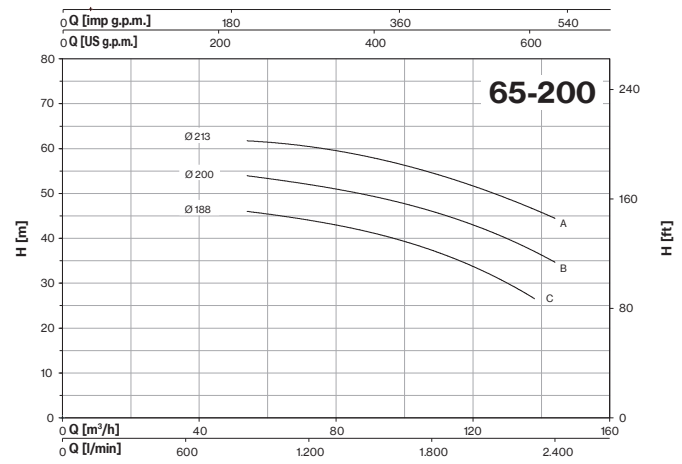
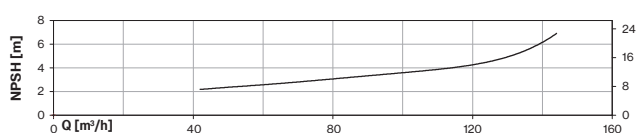
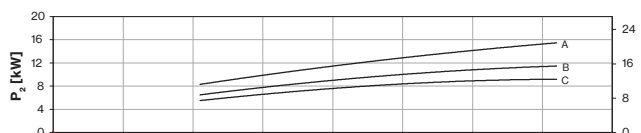

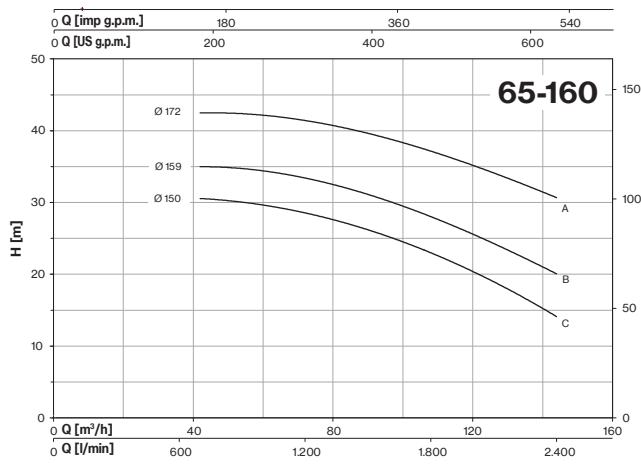
CM ~ EN 733



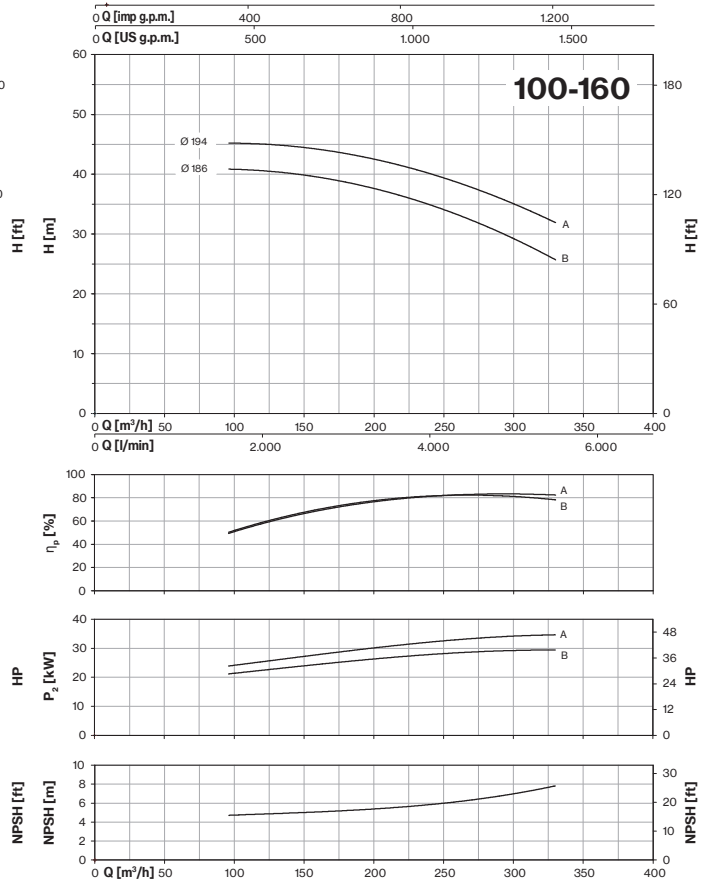
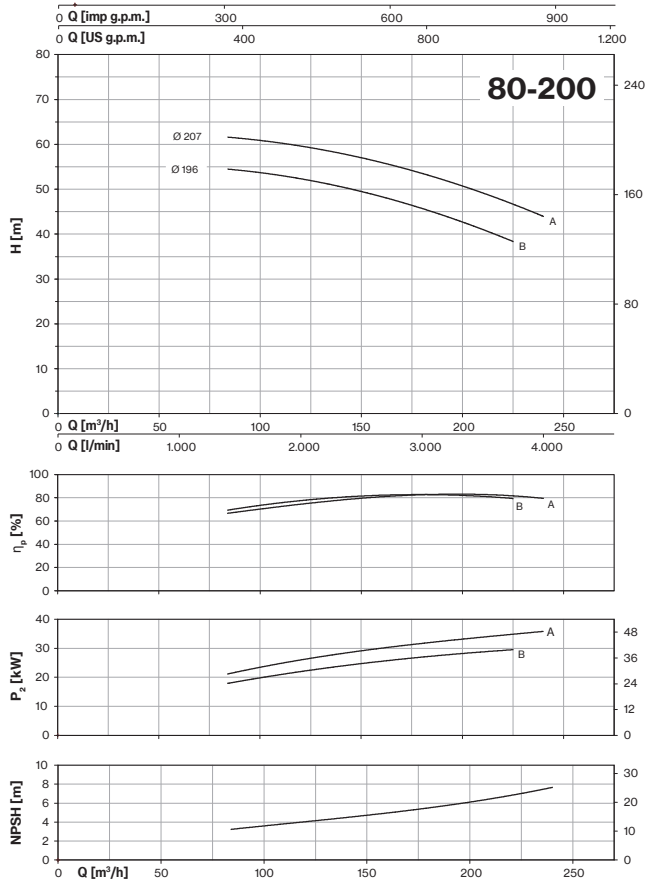


CM ~ EN 733

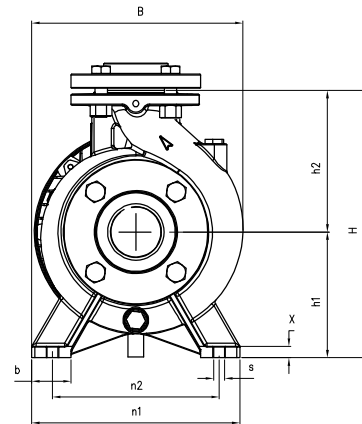
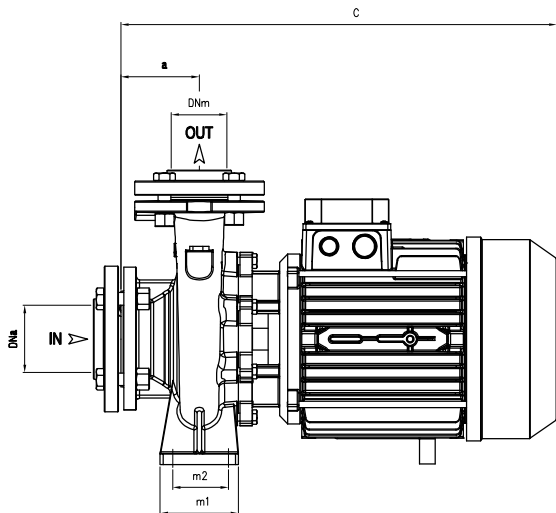
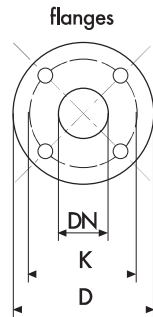





CM ~ EN 733




DIMENSIONS (mm)				
DN	D	K	holes	
			n°	Ø
32	140	100	4	18
40	150	110	4	18
50	165	125	4	18
65	185	145	4	18
80	200	160	8	18
100	220	180	8	18
125	250	210	8	18



CM Series-Mechanical seal and bearings

MECHANICAL SEAL	PUMP MODEL	SHAFT Ø		STANDARD MATERIAL	OPTIONAL			
	CM32-160C, CM32-160B, CM32-160A, CM40-125C, CM40-125B, CM40-125A	20mm	Rotating face	Ceramic	Ceramic	-	SiC	SiC
			Stationary face	Graphite	Graphite	-	SiC	SiC
			Elastomer	NBR	EPDM	-	EPDM	FKM
	CM40-250BM, CM40-250AM	28mm	Rotating face	Ceramic	-	-	SiC	SiC
			Stationary face	Graphite	-	-	SiC	SiC
			Elastomer	EPDM	-	-	EPDM	FKM
	CM32-200C, CM32-200B1, CM32-200B, CM32-200A1, CM32-200A, CM32-250C, CM32-250B, CM32-250A, CM40-160B, CM40-160A, CM40-160AP, CM40-200B1, CM40-200B, CM40-200A1, CM40-200A, CM40-200AP, CM40-250C, CM40-250B, CM40-250A, CM50-125B, CM50-125A, CM50-160B1, CM50-160B, CM50-160A1, CM50-160A, CM50-200C, CM50-200B, CM50-200A, CM50-250C, CM50-250B, CM50-250A, CM65-125B1, CM65-125B, CM65-125A1, CM65-125A, CM65-160C, CM65-160B, CM65-160A, CM65-200C, CM65-200B, CM65-200A, CM80-160E, CM80-160D, CM80-160C, CM80-160B, CM80-160A	28mm	Rotating face	Ceramic	Ceramic	Ceramic	SiC	SiC
			Stationary face	Graphite	Graphite	Graphite	SiC	SiC
			Elastomer	NBR	EPDM	FKM	EPDM	FKM
	CM65-250B, CM65-250A, CM80-200B, CM80-200A, CM100-160B, CM100-160A	40mm	Rotating face	CrNi-steel	CrNi-steel	CrNi-steel	SiC	SiC
			Stationary face	Graphite	Graphite	Graphite	SiC	SiC
			Elastomer	NBR	EPDM	FKM	EPDM	FKM

BEARINGS	PUMP MODEL	TYPE	
	3-CM32-200C, CM40-160B, 3-CM40-160A, CM50-125B, 3-CM50-125A	6204-ZZ	6206-ZZ C3
	CM32-160C, CM32-160B, CM32-160A, CM40-125C, CM40-125B, CM40-125A	6205-ZZ C3	6203-ZZ
	1-CM32-200C, CM32-200B1, CM32-200B, CM32-200A1, CM32-200A, CM32-250C, CM32-250B, 1-CM40-160A, CM40-160AP, CM40-200B1, CM40-200B, CM40-200A1, CM40-200A, CM40-200AP, CM40-250C, CM40-250B, 1-CM50-125A, CM50-160B1, CM50-160B, CM50-160A1, CM50-160A, CM50-200C, CM50-200B, CM65-125B1, CM65-125B, CM65-125A1, CM65-125A, CM65-160C, CM65-160B, CM80-160E, CM80-160D	6206-ZZ C3	6306-ZZ C3
	CM32-250A, CM40-250A, CM40-250BM, CM40-250AM, CM50-200A, CM50-250C, CM50-250B, CM50-250A, CM65-160A, CM65-200C, CM65-200B, CM65-200A, CM80-160C, CM80-160B, CM80-160A	6308-ZZ C3	6309-ZZ C3
	CM65-250B, CM65-250A, CM80-200B, CM80-200A, CM100-160B, CM100-160A	6309-ZZ C3	6310-ZZ C3

